

Why is an understanding of learning styles important and helpful for teachers and learners?

Irina Gamargaieva

irina28121958@ukr.net

With the help of

Nina Berlinskaya nina_berlinskayaa@mail.ru

and Maria Tomilova mariatomilova55@gmail.com

What does the term “learning styles” mean?

The way an individual perceives, organizes, processes, and remembers information (Beebe, Mottet, Roach, 2004).

The manner in which individuals choose, or are inclined to approach, a learning situation (Cassidy, 2004).

*A way in which the individual takes in new information and develops new skills; the process by which an individual retains new information or skills”
(Sarasin, L.C, 2006)*


Remember!

There is no right or wrong way to learn. The important thing to understand is how you learn and process information? So you can help yourself study in the ways most conducive to you.




How do we learn?

- by eyes (by seeing) - visual



- by ears (by hearing)
- auditory




- by hands and body movement
(by touching)
kinesthetic / tactile

LET ME SEE IT!

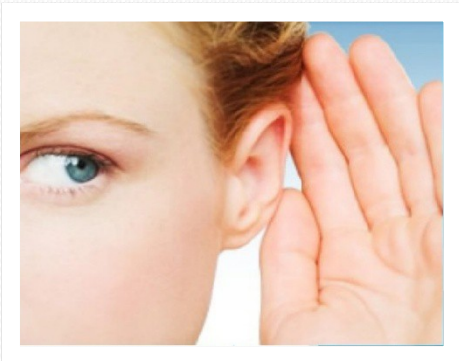


Visual



Messages are taken in through the eyes

verbal	non-verbal
<ul style="list-style-type: none">• absorb information both visually and in a written form• enjoy reading books for knowledge	<ul style="list-style-type: none">• prefer pictures or graphic design format• films and maps help them greatly



LET ME HEAR IT!

Auditory

Messages are taken in through the ears

- learn by listening and speaking
- follow verbal instructions rather than written ones
- prefer group work, discussing information with others



LET ME EXPERIENCE IT!

Kinesthetic

Tactile



Messages are taken in

- by the muscles through the body movement

- by the skin through the touch the physical contact

Prefer

- to learn by doing
- to write things down to clarify thoughts



WHAT ABOUT MIXTURES?

They can adapt to any learning situation:

- benefit from diagrams, charts, pictures
- can pick up meaning from body language
- enjoy listening and reading written instructions



DO YOU KNOW YOUR LEARNING STYLE?

How do you learn best? Complete Fleming's VARK Questionnaire to find out what kind of learner you

visual * aural * read/write * kinesthetic

VARK[®]

a guide to learning styles

VARK is a questionnaire that helps your learning by suggesting the strategies you should be using.



WHY IS IT HELPFUL FOR LEARNERS?

They can “Study Without Tears”, using SWOT strategies by Fleming
SWOT Strategies

Visual

- Utilize graphic organizers such as charts, graphs and diagrams.
- Redraw your pages from memory.
- Replace important words with symbols or initials.
- Highlight important key terms in corresponding colors.

Read/Write

- Write, write and rewrite your words and notes.
- Reword main ideas and principles to gain a deeper understanding.
- Organize diagrams, charts, and graphic organizers into statements.

Aural


- Record your summarized notes and listen to them on tape.
- Talk it out. Have a discussion with others to expand upon your understanding of a topic.
- Reread your notes and/or assignment out loud.
- Explain your notes to your peers.

Kinesthetic

- Use real life examples, applications and case studies in your summary to help with abstract concepts.
- Redo lab experiments or projects.
- Utilize pictures and photographs that illustrate your idea.

Why is an understanding of learning styles important for teachers?

- Consider how you teach in terms of how your students learn: Teaching strategies reflect learning preference
- Diverse learning communities
- Determine what's best for your students
- Mismatch between instruction and learning styles disastrous






WARNING!


Don't allow students to rely on only their best style, help them develop the other learning styles they are weak in by easing them into the corresponding type of activity.



CONCLUSION



One of the key challenges for teachers is helping students to identify the ways that they learn best and providing them with opportunities to use all their senses and different intelligences.





THANK YOU FOR ATTENTION!